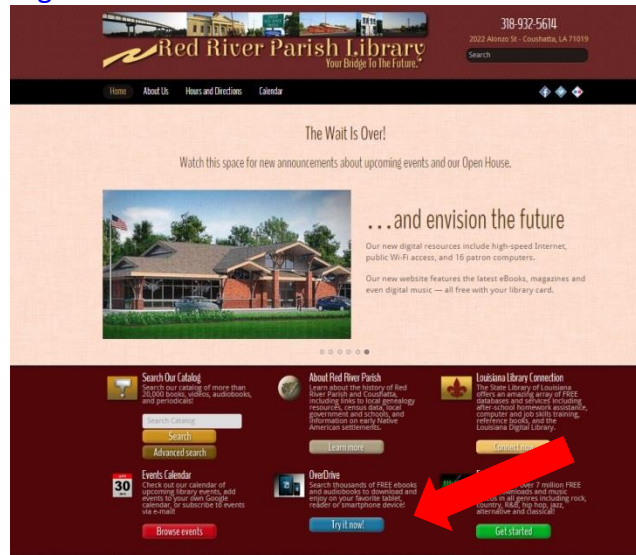
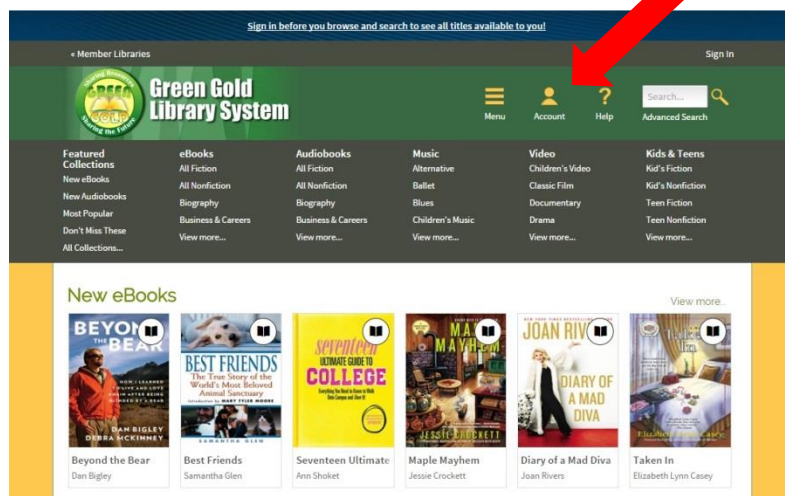


Red River Parish Library eBooks and Audiobooks

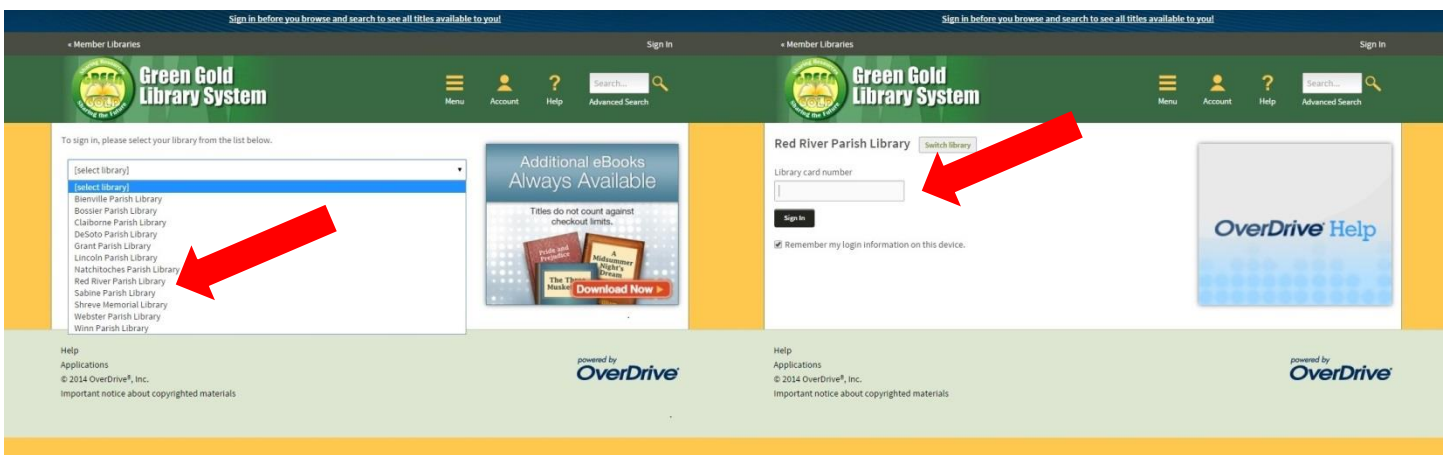
1. Go to www.redriverlibrary.org.



2. Click on the **OverDrive Try it now!** Button at the bottom of the webpage.
3. You will be taken to the Green Gold Library System webpage. This is a consortium of 12 parish libraries to provide eBooks, audiobooks, music, and videos for their patrons. You can reach this page directly at <http://overdrive.greengoldlibraries.org>.
4. Click on the **Account** link at the top of the webpage.

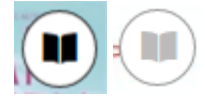


5. To sign in, select **Red River Parish Library** from the dropdown list.
6. Enter your Red River Parish Library **card number**. Click the **Sign In** button.



7. You are now ready to browse the menu categories or search for your ebook or audiobook.

8. Ebooks are designated by the book icon. Click on the book cover photo and then the Borrow button to check out the book. If the icon is gray, the book is currently checked out. You can still click on the book cover photo and place the book on hold and get on the wait list.



9. Audiobooks are designated by the headphone icon.



10. When checking out an ebook, you will be asked if you want the kindle or epub version. If you select kindle, you will be taken to Amazon's website where you will login to your personal Amazon account and select the kindle or the kindle reading app to which you want to send the ebook.

11. To listen to audiobooks or to read ebooks on devices other than a kindle or kindle reading app, you can use the free OverDrive app. Once you have downloaded the app, you will have to create a free Overdrive account and then login with your library card to download and begin using the checked out content.

